

# SC 260 USB MS II SC 230 USB MS II

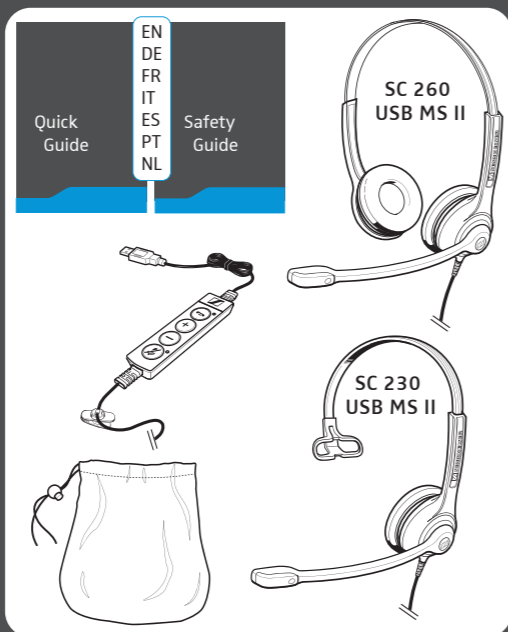


Quick Guide  
Kurzanleitung  
Guide rapide  
Guida rapida

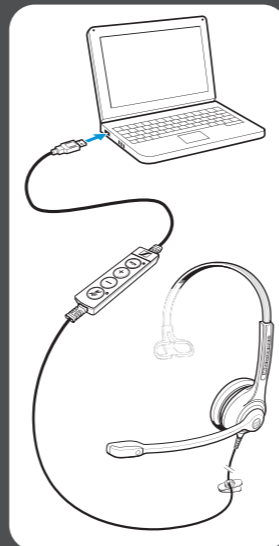
Instrucciones resumidas  
Guida rápido  
Beknopte handleiding  
Guida rapida



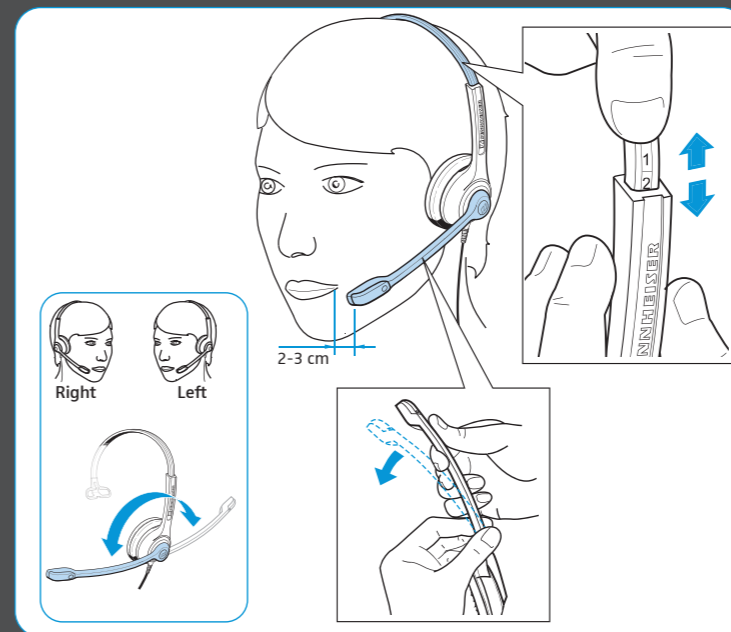
Delivery includes | Lieferumfang | Contenu |  
Volume di forniture | Volumen de suministro |  
Itens fornecidos | Leveringsomvang



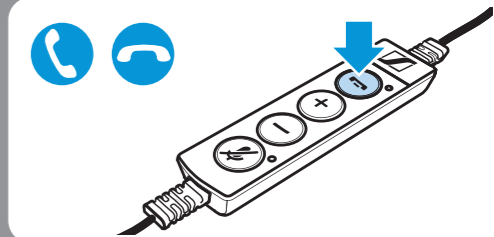
Connection possibilities |  
Anschlussmöglichkeiten |  
Possibilités de raccordement |  
Possibilità di collegamento |  
Posibilidades de conexión |  
Ligações possíveis |  
Aansluitmogelijkheden



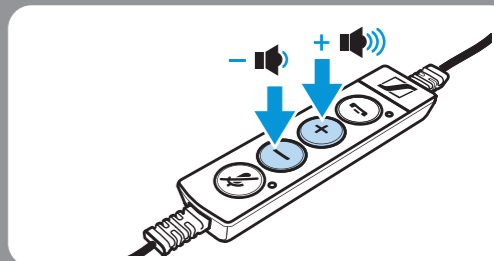
Wearing the headset | Headset aufsetzen |  
Mettre le casque-micro | Indossare l'headset |  
Ponerse los auriculares | Colocar o  
micro-auscultador | De headset opzetten



To accept/end a call | Anruf annehmen/beenden |  
Prendre/terminer un appel | Accettare/Terminare una  
chiamata | Contestar/finalizar llamada | Atender/  
terminar chamada | Gesprek aannemen/ beëindigen



Adjusting the volume | Lautstärke einstellen | Régler le  
volume | Impostazione del volume | Ajustar el volumen |  
Ajustar o volume | Volume instellen



Detailed information | Ausführliche  
Informationen | Informations détaillées |  
Informazioni dettagliate | Informaciones  
detalladas | Informações detalhadas |  
Uitvoerige informatie



For product specific software  
and firmware upgrade  
with the "Sennheiser Updater" go to  
[www.sennheiser.com/cco/software](http://www.sennheiser.com/cco/software)



For support go to  
[www.sennheiser.com/cco/support](http://www.sennheiser.com/cco/support)

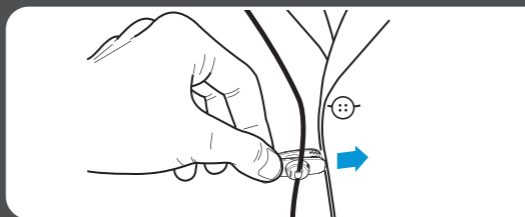


Sennheiser Communications A/S

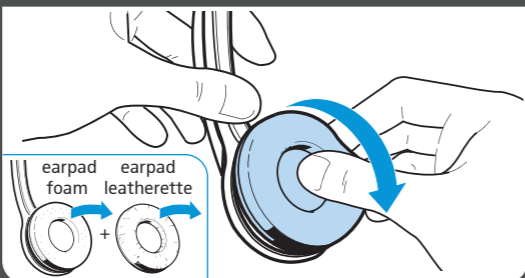
Industriparken 27, DK-2750 Ballerup, Denmark  
[www.sennheiser.com](http://www.sennheiser.com)

Printed in China, Publ. 05/15, A01

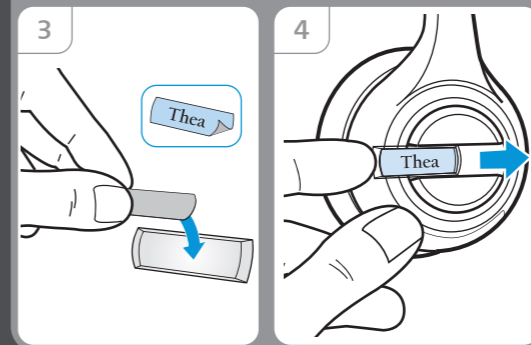
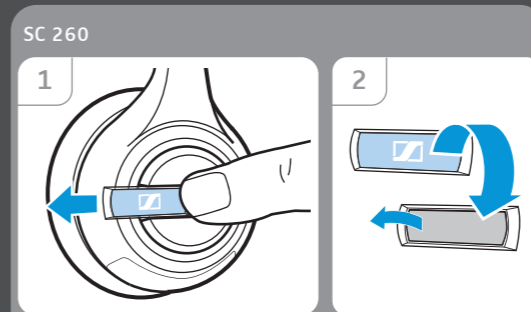
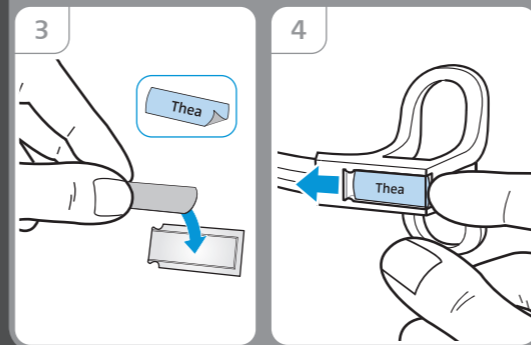
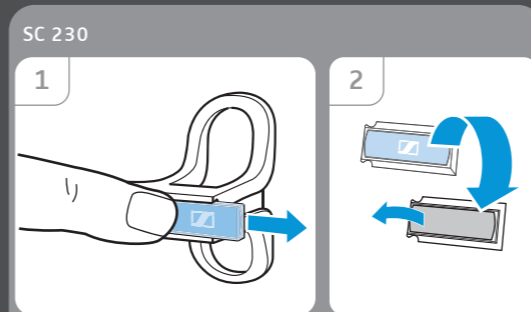
Using the cable clip | Kabel-Clip verwenden |  
Utiliser la pince pour câble | Utilizzo della clip  
per cavo | Utilizar el clip de cable | Utilizar  
o grampo para cabo | Kabelclip gebruiken



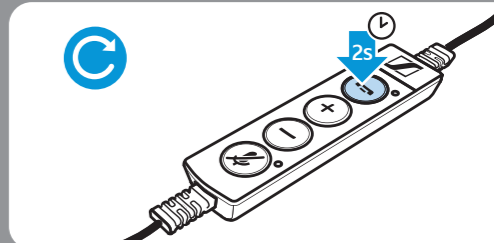
Replacing the ear pad | Ohrpolster austauschen |  
Remplacer le coussinet d'oreille | Sostituzione dei  
cuscinetti auricolari | Cambiar las almohadillas |  
Substituir as almofadas | Oorkussens vervangen



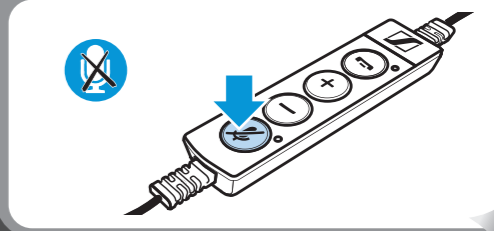
Labeling the headset | Headset kennzeichnen | Marquer le casque-micro |  
Contrasegni dell'headset |  
Marcar los auriculares con un nombre | Identificar o micro-auscultador |  
Headset markeren



Redialing | Wahlwiederholung | Recomposer le dernier  
numéro | Ripetizione della selezione | Rellamada |  
Remarcação | Nummerherhaling



Mute Microphone | Mikrofon stumm schalten | Couper le  
microphone | Silenziamento del microfono | Silenciar el  
micrófono | Activar o modo de silêncio no microfone |  
Microfoon op mute schakelen



SC 260 USB MS II  
SC 230 USB MS II

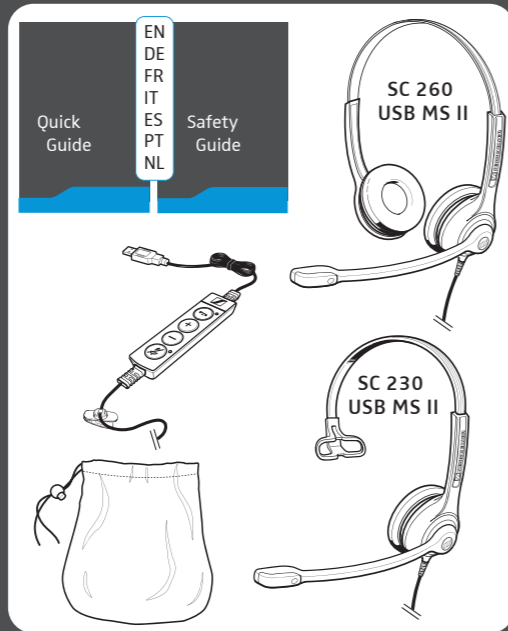


Quick Guide  
Snabbguide  
Quick Guide  
Krótka instrukcja obsługi

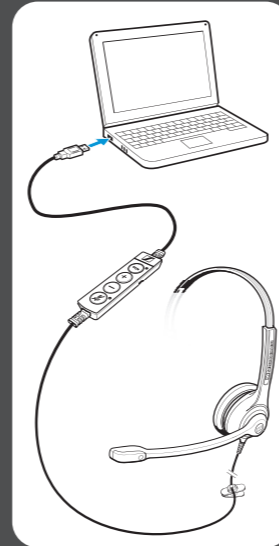
Hızlı Kılavuz  
快速指南  
クイックガイド



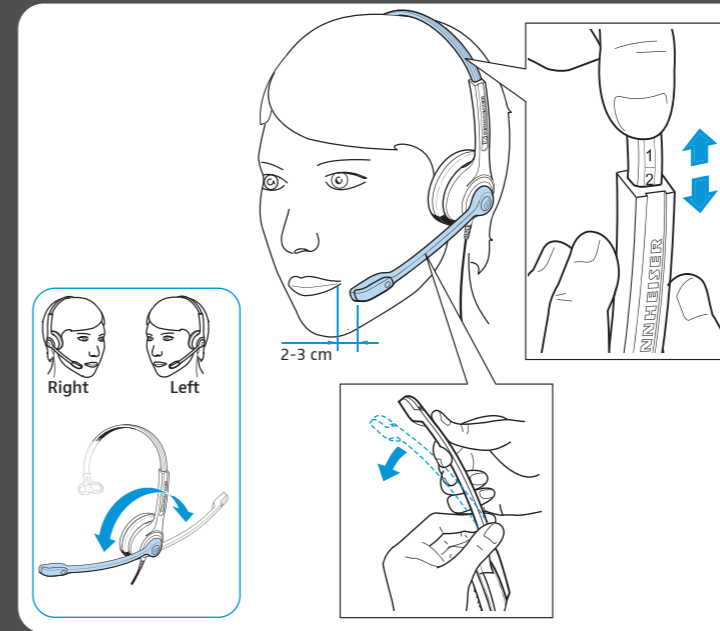
Leveringsomfang | Medföljande delar |  
Leveranseomfang | Zakres dostawy | Teslimat  
Kapsamı | 供货范围 | 同梱されているもの



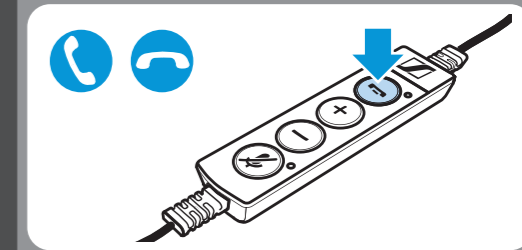
Tilslutningsmuligheder |  
Anslutning |  
Tilkoblingsmuligheter |  
Możliwości podłączenia |  
Bağlantı olanakları |  
连接可能性 | 接続方法



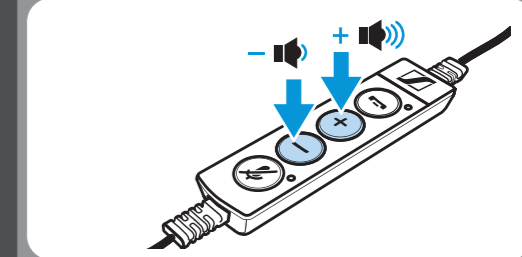
Brug af hovedsæt | Ta på headsetet | Sette på hodesettet |  
Zakładanie zestawu słuchawkowego | Kulaklığın takılması | 戴上耳机 |  
ヘッドセットを装着する



Modtagelse/afslutning af opkald | Ta emot/avsluta ett  
samtal | Ta imot/avslutte anrop | Odbieranie/kończenie  
połączenia | Çağrıyı al/kapat | 接听/挂断来电



Indstilling af lydstyrke | Ställ in volymen | Stille inn  
lydstyrke | Regulacja głośności | Ses düzeyini ayarla |  
调节音量 | 音量的調整



Udførlige informationer | Mer information |  
Detaljert informasjon | Szczegółowe  
informacje | Ayrıntılı bilgiler |  
详细信息 | 詳細情報



For product specific software  
and firmware upgrade  
with the "Sennheiser Updater" go to  
[www.sennheiser.com/cc/software](http://www.sennheiser.com/cc/software)



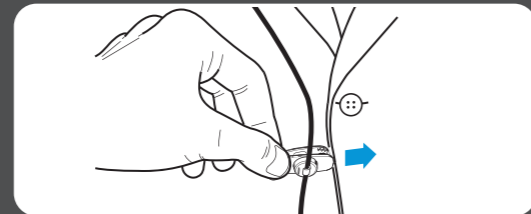
For support go to  
[www.sennheiser.com/cc/support](http://www.sennheiser.com/cc/support)



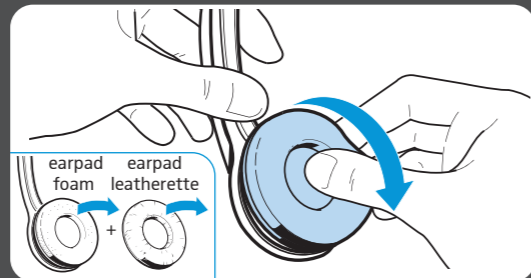
Sennheiser Communications A/S  
Industriparken 27, DK-2750 Ballerup, Denmark  
[www.sennheiser.com](http://www.sennheiser.com)

Printed in China, Publ. 05/15, A01

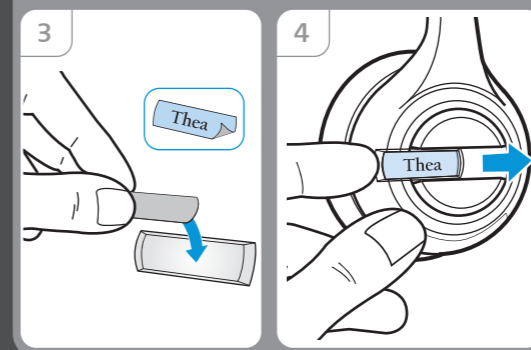
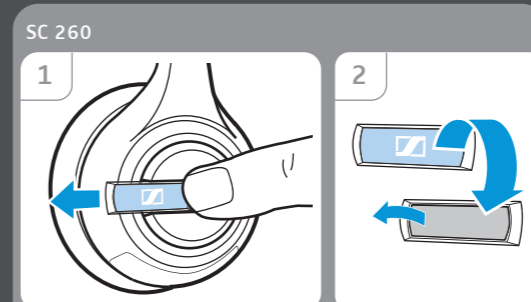
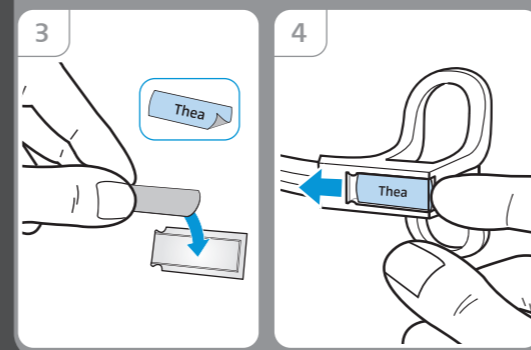
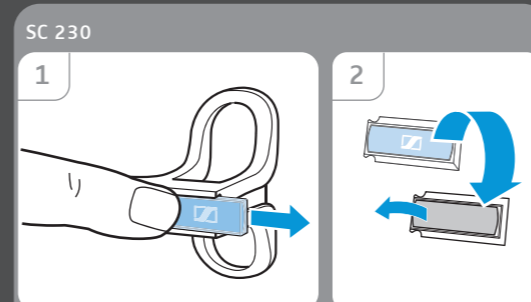
Brug af kabelklips | Använd kabelklämman |  
Bruk av kabelklips | Używanie zacisku kablowego |  
Kablo mandalı kullanılması | 使用耳机线夹 |  
ケーブルクリップを使用する



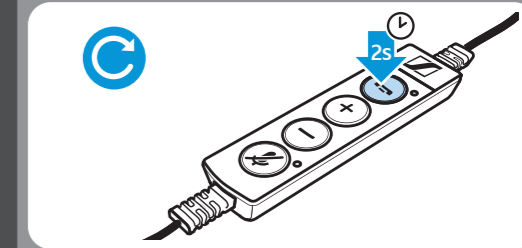
Udskiftning af ørepolstringer | Byt öronkuddar |  
Utskiftning av öreputer | Wymiana poduszek  
słuchawkowych | Kulak yastığının değiştirilmesi |  
更换耳垫 | イヤーパッドを交換する



Identifikation af hovedsættet | Märk headsetet | Merke hodesettet | Oznakowanie zestawu  
słuchawkowego | Kulaklık setinin işaretlenmesi | 标记通讯耳 | ヘッドセットにラベルを付ける



Gentagelse af nummerindtastning |  
Slå telefonnummer igen | Gjentatt oppringing |  
Ponownie wybieranie numeru | Tekrar ara |  
重拨 | リダイヤル



Frakobling af lyd på mikrofon | Stäng av mikrofonen |  
Aktivere mikrofonens lydløsfunksjon | Wyciszenie  
mikrofonu | Mikrofonu kapat | 麦克风静音 |  
マイクのミュート

